

# Operating Manual

## 2 part Rest- and Transport Couch on Columns

### AKUT-12000, AKUT-13000 + AKUT-15000

2-2021



*The couch is available in 3 different versions*

*AKUT-12000, standard  
AKUT-13000, double bottom  
AKUT-15000, 90 cm wide*

ISO 13485  
Management System Certification  
BUREAU VERITAS  
Certification Denmark A/S



# Operating Manual

## 2 part Rest- and Transport Couch on Columns

### AKUT-12000, AKUT-13000 + AKUT-15000

---

2-2021

## Content

1. Introduction.....	3
2. Unpacking .....	3
3. General Security Rules.....	4
4. Area of Use .....	5
5. Products Life expectancy .....	5
6. Equipment and Accessories .....	5
7. Power connection .....	6
8. Battery charging .....	6
9. Electrical operating procedure .....	7
10. Manual operating procedure.....	8
11. Trendelenburg .....	9
12. Technical specifications.....	9
13. Handling of parts during Transport .....	10
14. Cleaning .....	10
15. Maintenance .....	10
16. Service .....	10
17. Transport and storage .....	11
18. Disposal.....	11
19. Electromagnetic – EMC effects .....	11
20. Guarantee .....	12
21. Symbol explanation .....	13
Annex A Periodic inspection.....	14
Annex B Daily inspection before use .....	15
Annex C Recommended annual service inspection .....	16
Annex D Drawings.....	18
Annex E Spare parts list.....	19
Annex F Troubleshooting .....	20
Appendix Battery .....	21

# Operating Manual

## 2 part Rest- and Transport Couch on Columns AKUT-12000, AKUT-13000 + AKUT-15000

---

2-2021

### 1. Introduction

Congratulations with your new Rehab-Care dk ApS equipment.  
Rehab-Care dk ApS products are modern and up-to-date, based on our long experience in this field.  
This equipment brings functionality, quality and easy handling to an optimal level.  
Through continuous development at all levels of our manufacturing process, we are committed to pay attention to details and quality. We are therefore your guarantee of a very reliable and functional product.

The Couch complies with the medical directives for 1class equipment (MDD 93/42EEC), EN 60601-1, EN60601-1-2, IEC60601-2-52.

Thank you for your confidence in our product, and for your cooperation.  
We wish you every satisfaction with your new equipment.

Best regards Rehab-Care dk ApS.

Version 02-12.01.2017

Manufactured by:



Rehab- Care.dk ApS  
Avnvej 10  
7400 Herning, DK

Agent:

### 2. Unpacking

Unpack the couch carefully and check all parts and accessories.  
Check for possible transport damage.  
We recommend that the couch is cleaned before use, see cleaning instructions.

Contact dealer if the equipment is damaged or not functioning.


















# Operating Manual

## 2 part Rest- and Transport Couch on Columns AKUT-12000, AKUT-13000 + AKUT-15000

---

2-2021

### 3. General Security Rules

-  Warning! Do not use a high pressure cleaner on this product.
-  Warning! Do not use chemicals that are not improve. Carry out an annual inspection for damage.
-  Warning! Use only the supplied remote control.
-  Warning! Prevent foreign articles from damaging the wheels.
-  Warning! Use only spare wheels recommended by the supplier.
-  Warning! The couch must not be operated by children under the age of 12.
-  Warning! The couch has a maximum capacity of 250 kg SWL.
-  Warning! Use only approved mattresses of the same type as those supplied.
-  Warning! The couch should not be used if there is any doubt about it being in good working order.
-  Warning! The couch is not approved for private use.
-  Warning! When the patient is not being supervised, the couch should be in the lowest position to prevent falling accidents.
-  Warning! Wrong use of cables, power supply, and remote control can lead to accidents.
-  Warning! Prevent damage to power cable.
-  Warning! Couches must not be stacked on top of one another.
-  Warning! Use of non-approved accessories may result in loss of CE approval.
-  Warning! Attention must be paid when changing the position of the bed guard.
-  Warning! Use of the Trendelenburg function must only be in accordance with the hospitals internal security rules.

**Read all instructions carefully before use.**

# Operating Manual

## 2 part Rest- and Transport Couch on Columns AKUT-12000, AKUT-13000 + AKUT-15000

---

2-2021

### 4. Area of Use

The couch is for use for out-patients, emergency room and in recovery rooms.

The couch is for indoor use only.

The couches safe working load (SWL) is as follows:

SWL:	250 kg.
Patient:	180 kg.
Mattress:	10 kg.
Accessories:	10 kg.

Persons with physical or psychological handicaps must not use the product without supervision or without adequate training in the use of the couch.

Children must not be left unsupervised around the couch, it is not a toy.



Warning! Couch is not tested and evaluated in relation to use in private homes, therefore do not use product in private homes



Warning! Couch should not be used by children under the age of 12

### 5. Products Life expectancy

The product has a life expectancy of 10 years.

Life expectancy is based on the correct use, cleaning, service and maintenance.

If the couch is to be used longer than the above-mentioned life expectancy, it must be evaluated by qualified service personnel before further use.

It is the users' responsibility to evaluate the couch maintains, if used over the listed lift time.

Electrical parts must only be serviced by qualified technicians.

### 6. Equipment and Accessories

The couch consists of:

- Wheel-based undercarriage with 2-part lying surface
- Removable boards in both ends
- Equipped with foldable bed guards that can be swung under the lying surface

# Operating Manual

## 2 part Rest- and Transport Couch on Columns AKUT-12000, AKUT-13000 + AKUT-15000

---

2-2021

- Electrical remote-control

Extra accessories available:

- Foot control for 1 or 2 functions
- IV pole
- Plastic Basket
- Paper Holder
- Mattress with anti slip

### 7. Power connection

Plug main cable into power supply.

The couch is equipped with a 230V/DC transformer.

Roll up cable when charger is not in use.



Warning! Before connection, control the cable for damage



Warning! Remove cable from main switch to disconnect power supply



### 8. Battery charging

The battery box should be charged before use to ensure the longest possible life of the battery. Charging time depends on the condition of the battery.

Before the couch is used for the first time, the battery should be charged for **24 hours**.

Thereafter battery charging time will be **4 hours**.



# Operating Manual

## 2 part Rest- and Transport Couch on Columns

### AKUT-12000, AKUT-13000 + AKUT-15000








**2-2021**






### 9. Electrical operating procedure

Adjustment of the couch is by use of the remote control.

See diagram on the remote control.

The couch can be operated by both caretaker and patient.

			
			
	<p>1. Head part is lifted 2. Head part is lowered</p>	<p>1. Lying surface is elevated 2. Lying surface lowered</p>	<p>1. Trendelenburg 2. Reverse Trendelenburg</p>






-  When lifting with a patient, the maximum weight must not be exceeded
-  When lifting, SWL must not be exceeded
-  Check there is a free space over the couch before lifting
-  The couch must be able to function unhindered up and down
-  Check the remote control cable is in good condition and free from any damage

# Operating Manual

## 2 part Rest- and Transport Couch on Columns AKUT-12000, AKUT-13000 + AKUT-15000

**2-2021**

### 10. Manual operating procedure



<p><b>Wheel lock (pedal)</b></p> 	<p><b>No-lock function</b></p> <p>Brake pedal in horizontal position – no lock function</p> <p>NOTE: To move the couch, brake pedal should be in horizontal position</p>
<p><b>Wheel lock (pedal)</b></p> 	<p><b>Lock function</b></p> <p>Brake pedal (red end down) couch is locked against rolling and turning</p>
<p><b>Wheel steering (pedal)</b></p> 	<p><b>Steering activated</b></p> <p>Brake pedal (green end down) activates steering function (under transport)</p>
<p><b>Bed guard - Foldable</b></p> 	<p>Bed guard can be in two positions: up or down.</p> <p>The locking device is pressed down, bed guard can be folded down.</p> <p>When bed guard is folded down it will be under the height of the mattress</p> <p> By changing positions it may be a risk of pinching fingers.</p>



# Operating Manual

## 2 part Rest- and Transport Couch on Columns AKUT-12000, AKUT-13000 + AKUT-15000

2-2021

<p><b>Bed guard - Swingable</b></p> 	<p>Bed guard can be swung under the lying surface. Remember the bed guard should always be laid down before it can be swung underneath the lying surface.</p> <p>The locking device is flipped and the bed guard swings underneath the mattress.</p> <p>Bed guard is pulled out and up and thus retained again in the locking scheme, then the bed guard can be raised again.</p> <p> By changing positions it may be a risk of pinching fingers.</p>
---	--

## 11. Trendelenburg

The couch can be adjusted in Trendelenburg (12 degree angle) by the remote control by pressing the button marked with an 'X'.



Warning!  
Use of the Trendelenburg function must only be used in accordance with the hospitals internal security regulations

## 12. Technical specifications

### 12.1 Choice of mattress:

When choosing a mattress, these must be in accordance with the dimensions and design as specified in item **D.3 Dimensional drawing - Madras**.

### 12.2 Angles and heights:

Angles and heights are given under point **D.1 Couch diagram**.

Lowest - Measured from floor to mattress top	50 cm
Maximum - Measured from floor to mattress top	90 cm
The backrest - Angle	85 degrees
Trendelenburg	12 degrees

# Operating Manual

## 2 part Rest- and Transport Couch on Columns AKUT-12000, AKUT-13000 + AKUT-15000

---

2-2021

### 13. Handling of parts during Transport

Boards at both ends can be removed by lifting up. Weight 5 kg.

### 14. Cleaning

The couch should be cleaned with a brush or sponge, using a cleaning or disinfection liquid. Rinse well with clean water and then dry thoroughly.

100% chlorine solution must not be used.

Wheels should only be cleaned with a non-corrosive cleaner.

The mattress should be cleaned with a damp cloth and soap/cleaning liquid.



#### Warning

Never use a high pressure cleaner on the product



#### Warning

Steam cleaning must not be used



#### Warning

Automatic washing machines must not be used

### 15. Maintenance

Wheels should be kept free of hair and dirt.

Annual service is recommended.

Moving parts should be checked, tightened and greased.

Worn bearings should be replaced, at turning points.

Batteries should be replaced as necessary.

### 16. Service

It is recommended that qualified personnel are servicing the couch once a year. It is the responsibility of the owner to ensure the service is carried out. A service protocol for the couch should be established. The protocol should be signed by the customer after each service. If the technician discovers a serious defect with the couch, he is under obligation to remove the couch if the defect could lead to a security risk.

Service, repairs and other work on the couch between service checks should be noted in the service protocol.

# Operating Manual

## 2 part Rest- and Transport Couch on Columns AKUT-12000, AKUT-13000 + AKUT-15000

2-2021

### 16.1 Service - Actuator

The actuator/motor should be replaced after 11.000 cycles or min. every 5 years.  
Replacement of actuator must only be carried out by authorized service personnel.

### 16.2 Service - Wheels

Wheels should be serviced when necessary: Tightening of bolts.

Dust-tight bearings require no lubrication.

Use only corrosion-free cleaning liquid.

Wheels and parts must be replaced as soon as a malfunction is detected.

### 16.3 Service - Battery

If the couch is not functioning normally and the batteries are fully charged, it could be that the lifetime of the battery has been exceeded and the battery should therefore be replaced.  
Replacement of the battery must be carried out by qualified personnel.

Use only original spare parts.

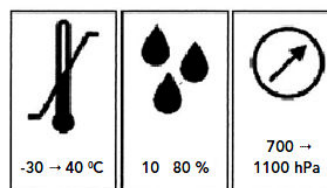
## 17. Transport and storage

If the couch is not to be used for a long period, it is recommended that it be covered to protect it from dirt and dust. The battery should also be removed, as the lifetime of the battery is significantly reduced if fully discharged.

The couch should be stored in a frost-free environment with humidity of not exceeding 80%.

Transport and storage requirements:

- Humidity between 10 and 80%
- Temperature between -30 and 40 deg. C
- Pressure between 700 – 1100 hPa



## 18. Disposal

The couch should be separated into electronic, metal and the mattress waste and should not be disposed to normal waste.

## 19. Electromagnetic – EMC effects

Mobile RF communication equipment (for example cell phones) can affect electrical medical equipment.

# Operating Manual

## 2 part Rest- and Transport Couch on Columns AKUT-12000, AKUT-13000 + AKUT-15000

---

**2-2021**

Use of other than the authorized accessories and cables could result in increased emission or reduce product immunity.

Power supply via grid-power must be as normally used in hospital environment.

### **20. Guarantee**

In accordance with Danish law, the couch has a 2-year guarantee.

The guarantee becomes null and void in the following circumstances:

1. Overloading the couch.
2. Violent use of couch.
3. Operating error, wrong use of couch.
4. Lack of or wrong maintenance.
5. If the LINAK electrical parts are opened or have been wrongly used.

At Rehab-Care dk ApS we endeavor to continually improve our products.

We reserve the right to improve the product without prior notice.

All measurements on drawings or other material are only guidelines with the usual provisions for errors.

# Operating Manual

## 2 part Rest- and Transport Couch on Columns AKUT-12000, AKUT-13000 + AKUT-15000

**2-2021**

### 21. Symbol explanation

The following symbols are used on labels or in this Manual:



Warning, see attached document



User information

**IPX4**      CBJ              Protection against water damage to enclosed parts

**IPX6**      CB12              Protection against jets of water (12.5 mm jet) to enclosed parts



Class 2 equipment



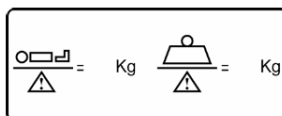
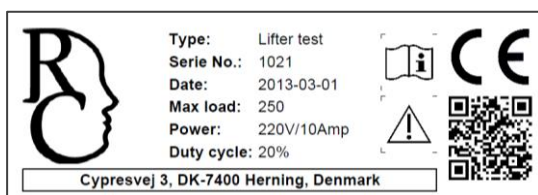
Type B equipment (EN 60601-1)



For indoor use



CE approval directive for medical equipment 93/42/EC



Safe Working Load (SWL)  
Patient Max. Weight.

# Operating Manual

## 2 part Rest- and Transport Couch on Columns AKUT-12000, AKUT-13000 + AKUT-15000

---

2-2021

### **Annex A Periodic inspection**

**A.1** Periodic inspections should be carried out according to the time frame recommended by the manufacturer, or at least once a year. The periodic inspection comprises a visual inspection, especially of the wheelbase structure, hoist mechanism, brakes, turning points, security devices and patient aids, as well as a function test and normal maintenance, e.g. brake adjustment, tightening of screws, etc.

Each inspection must include one (1) lift with maximum load.

**A.2** Periodic inspection must be carried out by a suitably qualified person with knowledge of the construction, use and maintenance of the equipment.

**A.3** All-important security observations must be entered in a logbook to be kept by the person(s) responsible for servicing/maintenance of the couch.

The date measures are taken in reaction to the observations should also be noted in the logbook.

**A.4** Date and result of the inspection should be entered in the logbook and signed by the inspector.

**A.5** In case of fault, wear or other damage that threatens the security of the couch, the owner should be informed immediately. In the case of evident security risk, the couch should be withdrawn from use immediately. The couch must not be used until the fault is rectified.

**A.6** Any damage threatening security of the couch that occurs between inspections and which has already been corrected should be entered in the logbook.

**A.7** Faults and damage should be reported to the manufacturer/dealer. This feedback must be entered in the logbook. Annex A

# Operating Manual

## 2 part Rest- and Transport Couch on Columns AKUT-12000, AKUT-13000 + AKUT-15000

2-2021

### Annex B Daily inspection before use

Nr.	Check	Remarks
1	<ul style="list-style-type: none"><li>All parts in place, no loose parts</li></ul>	
2	<ul style="list-style-type: none"><li>No electrical defects, actuator, cables</li></ul>	
3	<ul style="list-style-type: none"><li>No abnormal noise from actuator or control box</li></ul>	
4	<ul style="list-style-type: none"><li>No rust or surface damage</li></ul>	
5	<ul style="list-style-type: none"><li>No visual or other damage</li></ul>	
6	<ul style="list-style-type: none"><li>Wheel and brake function</li></ul>	
7	<ul style="list-style-type: none"><li>Check bolts and mounted parts are properly fixed on couch as well as accessories, in order to prevent undue slackness and spaces</li></ul>	

#### Daily cleaning

Remove hair and dust around the wheels.  
Clean couch with a damp cloth.

#### Clarification:

The couch should be cleaned with cleaning or disinfection liquid, using a brush or sponge, and thereafter washed. Dry thoroughly after wash.

Concentrated disinfection liquid must not be used.

100% chlorine solution must not be used.

Automatic wash machines must not be used.

For cleaning of wheels, corrosion-free liquid must be used.

The mattress should be cleaned on both sides with a damp cloth and soap.



Warning!  
High pressure cleaner must not be used



Warning!  
Steam cleaning must not be used



Warning!  
Machine wash must not be used

# Operating Manual

## 2 part Rest- and Transport Couch on Columns AKUT-12000, AKUT-13000 + AKUT-15000

**2-2021**

### Annex C Recommended annual service inspection

Date:		Product ID/serial no.:
Carried out by:		
Service at:		

No.	Check	Remarks
	<b>Visual check of product</b>	
1	- wear	
2	- distortion	
3	- general damage	
4	- rust	
5	- stability no loose parts	
6	- wheels running easily	
7	- wheel lock functioning	
8	- check bed guard for wear	
9	- check mattress for holes, dirt or damage	
10	- check remote control	
	<b>Lift motor/actuator</b>	
11	- raise couch to maximum to ensure it stops	
12	- actuator/lift motor to be replaced after 11.000 cycles or min. every 5 years	
13	Check all functions with normal use (full load, complete cycle)	



# Operating Manual

## 2 part Rest- and Transport Couch on Columns AKUT-12000, AKUT-13000 + AKUT-15000

**2-2021**

	<b>Electrical parts/connections</b>	
14	Check all cables for wear	
15	Check all cables to ensure they will not be damaged during use	
16	Check all cables are free of damage	
17	Check all electrical parts are equipped with readable labels.	
18	Check battery and control boxes for wear and tear	
	<b>Other</b>	
19	Clean and lubricate as necessary	
20	Label with date of next inspection	
21		
22		

Date: \_\_\_\_\_ Initials/signature: \_\_\_\_\_

**The yearly inspection can be electronically registered in the service logbook at Rehab-Care dk ApS.**

**Contact Rehab-Care dk ApS for further information.**

# Operating Manual

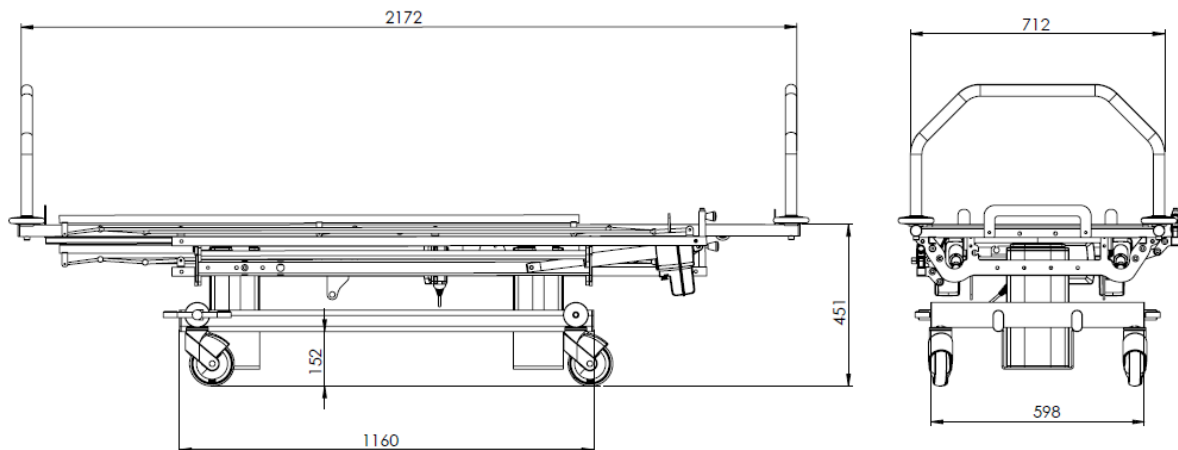
## 2 part Rest- and Transport Couch on Columns

### AKUT-12000, AKUT-13000 + AKUT-15000

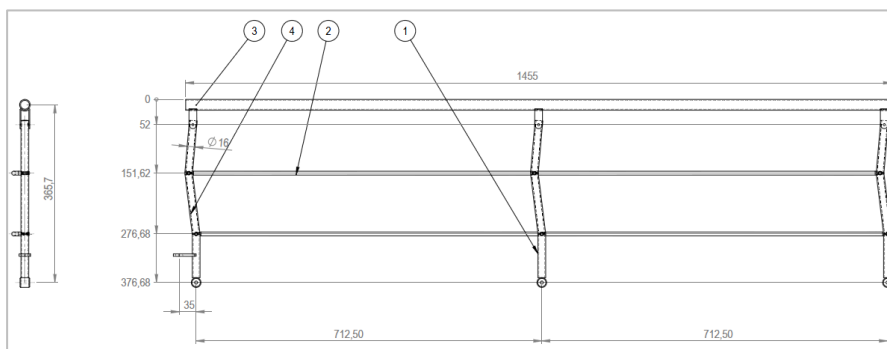
2-2021

#### Annex D Drawings

##### D1. Drawing – Couch



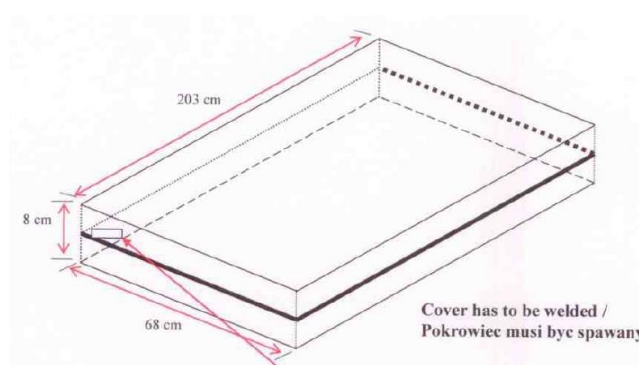
##### D2. Drawing – Bed guard



**Bed guard dimensions:**  
1455 x 376.7 cm

**Material:**  
Painted - color RAL 9002

##### D3. Drawing - Mattress



**Mattress dimensions:**  
68 x 203 x 8 cm

**Material:**  
BI-elastic  
PU-coated

**Zipper:**  
3 sides  
4 cm flap over the zipper on all 3 sides

# Operating Manual

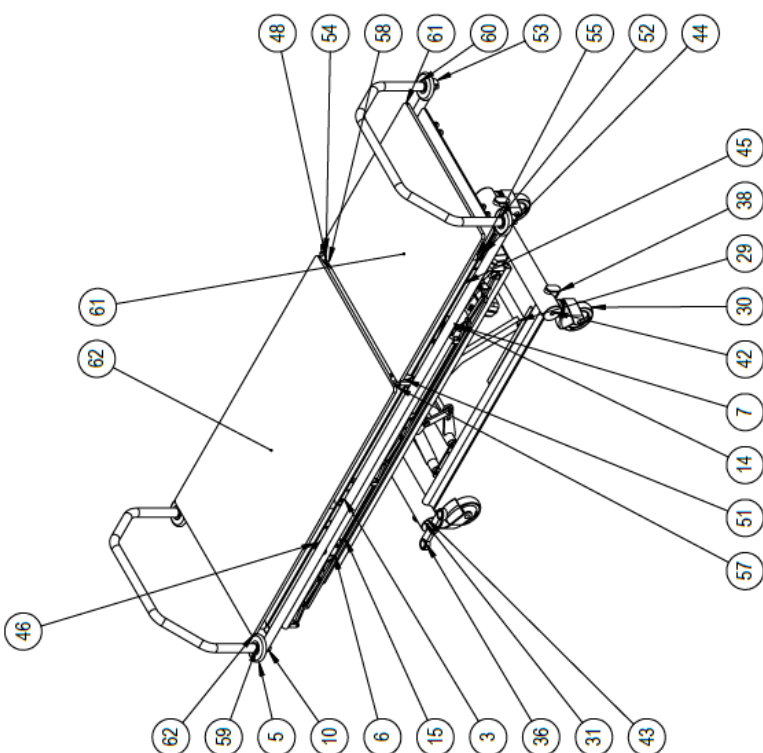
## 2 part Rest- and Transport Couch on Columns

### AKUT-12000, AKUT-13000 + AKUT-15000

2-2021

### Annex E Spare parts list

ITEM NO.	PART NUMBER	Description	QTY.
1	L53-H	Gildeklads	4
2	2044VAX2000R26-28S45	Topramme	4
3	W6-1000	Trendelenburg travers	1
4	L8-A	Sengehest komplet venstre	4
5	Fenderhjul 100	Pos-bolt M12-ZS	1
6	SH-200-V	Plast bøsning	2
7	Pos-bolt M12-ZS	L45	4
8	L16-6	Afstandsrør L10,5	2
9	DIN 912 M10 x 50 --- 32N	Bøsning plast	2
10	L40	Sengehest komplet højre	2
11	ISO 7380 - M10 x 20 --- 20N	Løseplade for SH	1
12	SH-200-H	Trendelenburg SH	4
13	L26-9	Trendelenburg beslag	2
14	L26-100	Løfte laske	2
15	L26-100	Medbringer bremse	2
16	L28-100	Saks.indv.	2
17	L6-A	Saks.indv. ø16x13	2
18	SKA28-1	Udløserhoved for gasfeder	4
19	M5	Håndtag for gasfeder	1
20	M2	Gasfeder 500N	1
21	GFUDLOSERHOVED	Stang til trendelenburg	1
22	GAS-21	Løftemotor MOT-38	1
23	GAS-19	Saks udvendig	1
24	GAS-12-500N	Hjul ø125	4
25	GAS-02-stempelstang	Bundramme saks	2
26	Hexagon Nut ISO 4033 - M8 - W - N	Forbindelsesplade saks	2
27	L26-37	Bremse stang	2
28	04040001	Bremsepedal	4
29	M4	Bremsepedal	1
30	5444-46P-JF125R36-34	Plastprop grå 60x30 F-oval	4
31	L-3000	Løfte-travers saks	1
32	L-3000-03	Hjul holder	4
33	ISO 7380 - M12 x 30 --- 30N	Topramme akut leje	1
34	ISO 7380 - M8 x 20 --- 20N	Laminatplade til akut	4
35	L-3010-01	Ryg stykke, dobbelt bund	2
36	Pedal-højre	Ryg plade 3-akut	1
37	Pedal-venstre	Bolt M10 med bryst kort	1
38	60X30 Flad oval	Vangebeslag	1
39	L500	Dorn for sengehest	4
40	DIN 912 M8 x 16 --- 1,6N	Prop plast ø32	4
41	L42-20	Holder for ryg	1
42	L42-10	Afstands stog	6
43	L-3000-50	Spændklods	2
44	LA40-180	Holder for ryg venstre	1
45	Top-LA40-250	rør buk gavlbøjle	2
46	L73	rør buk gavlbøjle	2
47	L82	D-Ryg plade 3-akut	4
48	L26-570	Laminatplade til akut D-bund	1
49	L81	Ryg plade 3-akut	1
50	M10-K-spec-bolt	TRD MOT beslag	1
51	L26-560	gas bund	1
52	L7-14		
53	ø32 prop		
54	L26-70		
55	L80-30		
56	L80-32		
57	L26-80		
58	PAF 12090 P10		
59	L7-13		
60	Circclip DIN 471 - 32 x 1,5		
61	L81-1		
62	L82-1		
63	L28-6		
64	GAS-23		



Rev	Date	Note

Scale: 1:15  
Paper: A3  
Sheet 1 of 2

Description: Hvilte transportleje 2-delt saks, dobbelt bund

Surface treatment:      Color:      Drawn By: MG | Drawn Date: 10-01-20  
Weight: 115554.62      States: - dk      Material:      Rev.:

Drawing No.: AKUT-11000  
Tolerances ISO 2768-mk

# Operating Manual

## 2 part Rest- and Transport Couch on Columns

### AKUT-12000, AKUT-13000 + AKUT-15000

---

2-2021

#### Annex F Troubleshooting

No.	Fault	Possible cause	Solution
1	Malfunction	Is power plug on?	Switch on
2	Malfunction	Are all plugs pressed firmly in?	Press plug in firmly
3	Malfunction	Is there visible damage to cable?	Replace cable
4	Malfunction	Battery	Replace with fully charged battery

Contact dealer if the couch is not functioning correctly.

A defect couch must not be used.

# Operating Manual

## 2 part Rest- and Transport Couch on Columns AKUT-12000, AKUT-13000 + AKUT-15000

**2-2021**

### Appendix Battery

The couch can be equipped with different battery systems.

The following models are used: CB06, CB12 and CBJ.

Both systems are approved in accordance with Standard 60601-1 for electrical medical equipment.

#### Charging

To ensure the longest possible lifetime of the battery box, charge before use.

#### First-time charging

before the couch is used for the first time, charge the battery for **24 hours** to ensure it is fully charged to ensure the longest possible lifetime for the battery.

#### Subsequent charging

Subsequently, the battery has a charge time of **4 hours**.

#### NOTICE:

With storage of longer than 6 months from the production date, the battery must be charged every 6 months.

#### NOTICE:




The battery can be damaged if it is fully discharged between charges.



Warning! Couch must not be in use during charging



Warning! Battery must not be charged in wet rooms, bathrooms or similar.

CB12 / CB16	CBJ
	<p>Batteri BAJ1/BAJ2</p>  
IPX6	IPX4
Color: grey	Color: grey and blue
Class 1 electrical safety	Class 1 electrical safety
Use 2 minutes continuously, thereafter 18 minutes disconnected	Use 2 minutes continuously, thereafter 18 minutes disconnected
Working temperature : +5 - + 40 degrees C	Working temperature : +5 - + 40 degrees C